

# CLIMATE PRODUCT DECLARATION

IN ACCORDANCE WITH EN 15804+A2 & ISO 14025

**Wienerberger Oy Ab**  
**GROUP A**



Rakennustieto Climate Product Declaration

Declaration Number: RAK-IS\_002.1\_25

Issue date: 6.6.2025

Valid to: 6.6.2030





# GENERAL INFORMATION

## MANUFACTURER INFORMATION

<b>Manufacturer</b>	Wienerberger Oy Ab
<b>Address</b>	Kumpulantie 15, 00520 Helsinki
<b>Contact details</b>	office@wienerberger.fi
<b>Website</b>	<a href="https://www.wienerberger.fi">https://www.wienerberger.fi</a>

## PRODUCT IDENTIFICATION

<b>Product group</b>	Clay bricks, Group A
<b>Product name</b>	<p>Product included within the product group:</p> <ul style="list-style-type: none"><li>• Punainen Retro</li><li>• Iltarusko Retro</li><li>• R-Punainen Makasiini</li><li>• R-Punainen karhea</li><li>• Auer Vuolu</li><li>• Punainen sileä tai harjattu</li><li>• Punainen karhea</li><li>• Punainen hormitiili (umpi)</li><li>• R-Punainen sileä</li><li>• Ruskonkirjava Makasiini</li></ul>
<b>Representative product</b>	<p>This product group's climate product declaration has been developed following the principle of conservatism, where the chosen reference product Ruskonkirjava Makasiini has the highest GWP total (A1-3) value, and the other products within this group vary by less than 10 % from the reference product.</p>
<b>Additional label(s)</b>	
<b>Product number / reference</b>	Appendix 2
<b>Place(s) of production</b>	Koria, Finland

The manufacturer has the sole ownership, liability, and responsibility for the EPD and climate product declaration. EPDs and climate product declaration within the same product category but registered in different EPD programs may not be comparable. For two EPDs or climate product declarations to be comparable, they must be based on the same PCR (including the same version number) or be based on fully-aligned PCRs or versions of PCRs; cover products with identical functions, technical performances and use (e.g. identical declared/functional units); have equivalent system boundaries and descriptions of data; apply equivalent data quality requirements, methods of data collection, and allocation methods; apply identical cut-off rules and impact assessment methods (including the same version of characterization factors); have equivalent content declarations; and be valid at the time of comparison. The estimated impact results are only relative statements, which do not indicate the endpoints of the impact categories, exceeding threshold values, safety margins and/or risks. EN15804 impact assessment indicators are based on EF 3.1.

## DECLARATION INFORMATION


<b>Program operator, publisher</b>	Rakennustieto, Malminkatu 16 A, 00100 Helsinki, Finland <a href="https://ymparisto.rakennustieto.fi/">https://ymparisto.rakennustieto.fi/</a>
<b>Standards</b>	The declaration has been prepared in accordance with EN 15804:2019 and ISO 14025 standards.
<b>Product category rules</b>	The CEN standard EN 15804 serves as the core PCR. Rakennustiedon ilmastaseloste-PCR 2025
<b>Component EPD number</b>	RTS_384.0_25
<b>Declaration verifier</b>	Anni Viitala, Granlund Oy
<b>Declaration number</b>	RAK-IS_002.1_25
<b>Declaration publishing date</b>	6.6.2025
<b>Declaration valid until</b>	6.6.2030

  
Jukka Seppänen  
RTS EPD Committee Secretary

  
Laura Apilo  
Managing Director



## VERIFICATION STATEMENT

Verified according to the requirements of EN 15804+A2 (product category rules)	
Independent verification of the declaration, according to EN ISO 14025:2010	
<input checked="" type="checkbox"/> External	<input type="checkbox"/> Internal
Third party verifier:  Anni Viitala, Granlund	



# PRODUCT INFORMATION

## PRODUCT DESCRIPTION

The main raw materials for brick products are clay, sand and water. Finnish clay contains iron compounds, which is reflected in the brick as a red hue after firing. Kaolin clay and lime are used in the production of the lightest bricks. In addition, mineral-based additives and engobes can be used in the brick mass, which affect the color tone of the brick.

The solid and perforated bricks as well as brick slips are produced by extruding method. Brick products are fired at over 1000 °C. The firing process can be fueled with either natural gas or biogas in the Koria brick factory. Bricks produced with biogas are available for purchase on request, but they are not within the scope.

The appendix 1 includes the environmental impact data for the reference product produced with biogas.

## PRODUCT APPLICATION

Extruded bricks and brick slips are mainly used in façade solutions. Certain brick sizes can also be used in chimneys and fireplaces.

## RAW MATERIAL COMPOSITION

Component	Contents	Declared unit	Origin	Renewable material content (%)	Non-renewable material content (%)	Post-consumer recycled material content (%)
Clay	100 % Clay	1 kg	FI / UK	0 %	100 %	0 %
Sand	100 % Sand	1 kg	FI	0 %	100 %	0 %
Lime	100 % Calcium carbonate	1 kg	FI	0 %	100 %	0 %
Sawdust	100 % Wood	1 kg	FI	100 %	0 %	0 %
Pigments	61 % Manganese Dioxide 39 % Chromite	1 kg	FI	0 %	100 %	0 %
Crushed brick	70 % Clay 24 % Sand 4 % Lime 1 % Sawdust 1 % Pigments	1 kg	FI	0 %	100 %	0 %
Natural gas	100 % Natural gas	1 kWh	EU	0 %	100 %	0 %
Wienerberger's manufacturing		1 kg				



## PRODUCT GROUP COMPONENT COMPOSITION

Product group and reference product-specific component quantities are presented in the table below.

Component	Product group value range	Reference product: Ruskonkirjava Makasiini
Clay	0,62-0,65 kg	0,65 kg
Sand	0,21-0,26 kg	0,21 kg
Lime	0,0 kg	0,0 kg
Sawdust	0- 0,09 kg	0,09 kg
Pigments	0,0 kg	0,004 kg
Crushed brick	0-0,08 kg	0,08 kg
Natural gas	0,49 kWh/kg	0,49 kWh/kg
Wienerberger's manufacturing	1,0 kg	1,0 kg

## DECLARATION OF MATERIAL CLASSES

Material classes	by mass per Declared Unit
Concrete, masonry, tiles, ceramic tiles, natural stone	1 kg
Wood and other bio-based materials	0
Glass materials	0
Plastics and rubber materials	0
Bitumen materials and bitumen mixtures	0
Metals	0
Thermal insulation materials	0
Gypsum-based materials	0
Building integrated appliances	0
Other materials	0

## PACKAGING MATERIAL COMPOSITION

Main packaging materials of products per declared unit are presented in the table below.

Product	Quantity	Weight % of total
Wood pallets	0,0008 kg	42 %
Shrink hood	0,0012 kg	58 %
Total	0,0020 kg	

## PRODUCT STANDARDS

All Wienerberger Koria plant bricks have a CE certificate and cover the standard SFS-EN 771-1+A1 requirements.

## SUBSTANCES, REACH - VERY HIGH CONCERN

The product does not contain any REACH SVHC substances in amounts greater than 0,1 % (1000 ppm).



# LIFE-CYCLE ASSESSMENT

## LIFE-CYCLE ASSESSMENT INFORMATION

Period for data	1 year, 2023
-----------------	--------------

## DECLARED AND FUNCTIONAL UNIT

Declared unit	1 clay brick
Mass per declared unit	1 kg
Functional unit	-
Reference service life	-

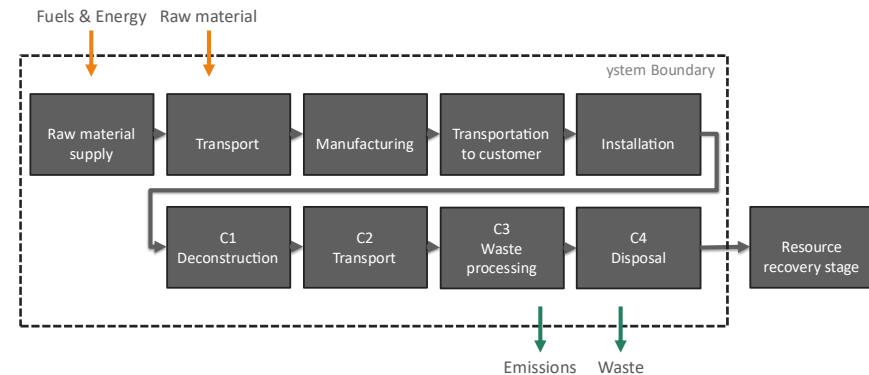
## SYSTEM BOUNDARY

The studied system boundary was cradle to gate with options, modules C1–C4 and module D (A1–A3, A4, A5, C1–C4 and D).

	Product Stage			Construction Process Stage		Use Stage							End-of-Life Stage				Benefits and loads beyond the system boundary		
	Raw material supply	Transport	Manufacturing	Transport to building	Installation to building	Use/applications	Maintenance	Repair	Replacement	Refurbishment	Operational energy use	Operational water use	Deconstruction/demolition	Transport	Waste processing	Disposal	Reuse	Recovery	Recycling
Stage	A1	A2	A3	A4	A5	B1	B2	B3	B4	B5	B6	B7	C1	C2	C3	C4	D	D	D
Included	X	X	X	X	X								X	X	X	X	X	X	X
Relevancy	R	R	R	R	R	NR	NR	NR	NR	NR	NR	NR	R	R	R	R	R	R	R

	Mandatory
	Mandatory as per the RTS PCR section 6.2.1 rules and terms
	Optional modules based on scenarios

Studied system covers the following steps of life cycle according to EN 15804: **A1** Raw material supply, **A2** Transport, **A3** Manufacturing, **A4** Transportation to customer, **A5** Installation, **C1** Deconstruction, **C2** Transportation of end-of-life, **C3** Waste processing and **C4** Disposal. In addition, the benefits and loads beyond the system boundary of stage **D** consist of product reuse, recovery and recycling. System boundary describing the system boundary and the input and output flows is shown below:



### LCA System Boundary of studied products

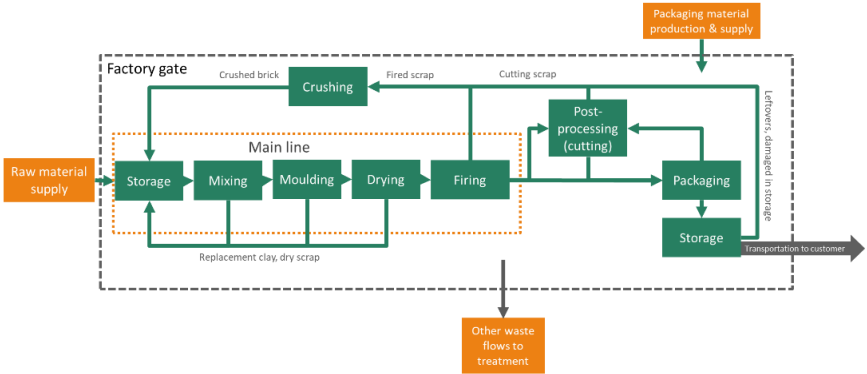
The study does not omit any life cycle stages, processes or data needs that are mandatory according to EN 15804 and RTS PCR.

The end of waste (EoW) point of the production scraps is the point where it is processed to be ready to use in following life cycles. For example, for incinerated waste streams, it is the incineration of the materials, which results as energy that is then available for consumption in the following life cycle. For paper waste, it is ready to be used as secondary raw material after sorting. EoW point of the packaging materials collected for processing in A5 module is the point when materials are collected and handled in the sorting plant. EoW point of the studied product is the step when bricks are recycled and available to following life cycles as waste brick or collected for final disposal



# THE PRODUCTION PROCESS OF THE STUDIED PRODUCT

Production stage (A3) of Wienerberger’s production site covers the following manufacturing processes; raw material supply, processing and packaging the final product. After that, products are transported to the customer. The production processes of the studied product are presented in the following figure. Component “Crushed brick” represents the internally recycled production waste.



Wienerberger’s production processes

# CUT-OFF CRITERIA

This study follows the cut-off criteria stated in RTS PCR and EN 15804 -standard. This study does not exclude any modules or processes which represent more than 1 % of the emissions of the studied life cycle stage. The study does not exclude any hazardous materials or substances.

Excluded processes and the criteria for exclusion are given in the following table. Machines and facilities (capital goods) required for and during production are excluded, as is transportation of employees.

Process excluded from study	Cut-off criteria	Quantified contribution from process
B1-B7 Use stage	Not relevant for the product group	-



## ALLOCATION

Allocation rules used are made according to ISO14044:2006. Allocation is avoided when possible and when necessary, allocation is made based on physical shares and also avoiding double calculations. Allocation is required if the production process produces more than one product and the flows of materials, energy and waste cannot be separately measured for the studied product. Allocation used in generic data sources follow the requirements of the EN 15804 -standard. It should be noticed that the allocation method 'Allocation, cut-off, EN15804' has been used for Ecolnvent 3.10.1 data, which complies with EN 15804.

Avoiding allocation could not be avoided for following inputs as the information was only measured on factory process level.

Electricity consumption, fuels for processing: only measured on factory level.

Production waste flows: only measured on factory level.

Production water consumption: only measured on factory level

Packaging materials: only measured on factory level.

According to EN 15804, flows leaving the system at the end-of-waste boundary of the product stage (A1-A3) are allocated as co-products. According to EN 15804, processes that has a very low contribution to the overall revenue may be neglected in co-product allocation.

## KEY ASSUMPTIONS

The scenarios included are currently in use and are representative for one of the most likely scenario alternatives.

**End of life scenario:** EAA's 2020 end-of-life data was utilized. The mineral waste from construction and demolition -waste category was assumed to be the most compatible for the product. According to EAA 2020, end-of-life data for mineral waste from construction and demolition, 88.4% of the mineral waste is recycled (including backfilling) and the remaining 11.6% goes to final disposal (including energy recovery). (EAA 2020.)

The scenarios included are currently in use and are representative for one of the most likely scenario alternatives. Material flows at the end of life were assumed to be following:

**C1 Deconstruction/demolition:** During the demolition phase C1, the entire final product is dismantled, using the mass of the final product as the input data. The energy use (diesel usage) in the demolition stage is 1,30 kWh/t (Erlandsson, M. & Pettersson, D., 2015.)

**C2 Transportation:** Transportation distance 75 km road driving by lorry. (SYKE 2021.)

**C3-C4 Waste treatment and final disposal:** For clay bricks, EAA mineral waste from construction and demolition in 2020 end-of-life data is utilized, with 88.4% of the mineral waste being recycled (including backfilling) and the remaining 11.6% going to final disposal (including energy recovery). (EAA 2020.)

Module D covers the net benefits and loads arising from the reuse of products or the recycling or recovery of energy from end-of-waste state materials. Waste brick can be used in backfilling or in other different filling applications.



## DATA QUALITY

The quality requirements for the life cycle assessment were set according to the EN ISO 14044 standard (4.2.3.6) and EN 15804 standard (6.3.7).

This LCA study follows the standard EN 15804:2012+A2:2019 and RTS PCR and no decisions are made based on the values. The study does not consider long-term emissions (i.e. over 100 years). Impact assessment characterization factors are aligned with EF 3.1. The estimated impact results are only relative statements, which do not indicate the endpoints of the impact categories, exceeding threshold values, safety margins and/or risks.

The calculations were conducted using One Click LCA -tool which is a cloud-based LCA software in compliance with EN 15804 -standard.

## PROCEDURE FOR COLLECTION PROCESS SPECIFIC DATA

Production specific data was collected directly from the manufacturer's production plant. The data represents the production of the studied product at the plant from the materials transported to the facility and represents 1 year average. The data represents the year 2023, which was the latest year with full year data. All gathered data was used without excluding categories in advance following the system boundaries set in earlier chapters.

## CRITERIA FOR CHOOSING THE GENERIC DATA

Generic data that was used for upstream and downstream processes represents complementary data from Ecoinvent 3.10.1 database.

The datasets were chosen to represent the studied system as closely as possible. When available supplier specific information was used for instance in form of EN 15804 EPDs or emissions profile of local energy supplier. When supplier-specific information was not available the information sources were chosen based on their technical and geographical representativeness. Only when country specific or European data has not been available has global level data been used (concerns mainly data from Ecoinvent 3.10.1.)

As up-to-date data as possible was chosen and no more than five years old for producer specific data and ten years for generic data was used.



# ENVIRONMENTAL IMPACT DATA

## GROUP A

### CORE ENVIRONMENTAL IMPACT INDICATORS – EN 15804+A2, PEF

Impact category	Unit	A1-A3	A4	A5	C1	C2	C3	C4	D
<b>GWP – total</b>	kg CO <sub>2</sub> e	1.78E-01	1.42E-02	1.44E-03	4.69E-04	8.08E-03	3.18E-03	2.50E-03	-1.64E-02
<b>GWP – fossil</b>	kg CO <sub>2</sub> e	1.79E-01	1.42E-02	7.31E-05	4.69E-04	8.07E-03	3.18E-03	2.49E-03	-1.64E-02
<b>GWP – biogenic</b>	kg CO <sub>2</sub> e	-1.36E-03	0.00E+00	1.36E-03	0.00E+00	0.00E+00	0.00E+00	0.00E+00	0.00E+00
<b>GWP – LULUC</b>	kg CO <sub>2</sub> e	5.12E-05	6.37E-06	9.15E-09	4.80E-08	3.61E-06	3.26E-07	5.44E-06	-1.26E-05

1)GWP = Global Warming Potential; EP = Eutrophication potential; POCP = Photochemical ozone formation; ADP = Abiotic depletion potential. 2) EN 15804+A2 disclaimer for Abiotic depletion and Water use and optional indicators except Particulate matter and Ionizing radiation, human health. The results of these environmental impact indicators shall be used with care as the uncertainties on these results are high or as there is limited experienced with the indicator. 3) Required characterisation method and data are in kg P-eq. Multiply by 3,07 to get PO<sub>4</sub>e.

### BIOGENIC CARBON CONTENT

Biogenic carbon content	Unit (expressed per declared unit)
<b>Biogenic carbon content in product</b>	0 kg
<b>Biogenic carbon content in accompanying packaging</b>	0,001 kg

NOTE 1 kg biogenic carbon is equivalent to 44/12 kg of CO<sub>2</sub>



# SCENARIO DOCUMENTATION

## MANUFACTURING ENERGY SCENARIO DOCUMENTATION

Scenario parameter	Value
Electricity data source and quality	Electricity production, hydro, reservoir, alpine region. EN15804+A2, Norway, 2024. Ecoinvent 3.10.1 Electricity production, wind, 1-3MW turbine, onshore. EN15804+A2, Sweden, 2024. Ecoinvent 3.10.1
Electricity CO <sub>2</sub> e / kWh	0,0072 kg CO <sub>2</sub> e / kWh

## TRANSPORTATION SCENARIO

Parameter	Value
Fuel type and consumption of vehicle used for transport	Truck: diesel, maximum load capacity 34 t. Specific transport emissions 0,11 kg CO <sub>2</sub> equiv. / tkm
Distance (km)	Average transport distance 132 km
Capacity utilization (%)	100 % for truck
Density of transported products (kg/m <sup>3</sup> )	Density varies depending on the mass and size of the product type
Volume capacity utilization factor	1

## INSTALLATION OF THE PRODUCT IN THE BUILDING

Parameter	Unit
Ancillary materials for installation (specified by material)	Disposable gloves (not included in the analysis due to insignificant amount)
Water use	0 m <sup>3</sup>
Other resource use	0 kWh (energy use is insignificant)
Quantitative description of energy type (regional mix) and consumption during the installation process	
Waste materials generated by product installation	Packaging materials per 1 kg of products: Wood pallets 0,0008 kg Shrink hood 0,0012 kg



## END OF LIFE SCENARIO DOCUMENTATION

Clay brick		
Process flow	Mass	
Collection process specified by type	kg collected separately	1,0 kg
	kg collected with mixed construction waste	-
Recovery system specified by type	kg for reuse	-
	kg for recycling	0,884 kg
	kg for energy recovery	-
Disposal specified by type	kg material for final deposition	0,116 kg
Assumptions for scenario development	units as appropriate	Waste materials are transported 75 km by truck to recycling facility with a truck capacity utilization of 45%



## REFERENCES

- ISO 14025:2010 Environmental labels and declarations – Type III environmental declarations. Principles and procedures.
- ISO 14040:2006 Environmental management. Life cycle assessment. Principles and frameworks.
- ISO 14044:2006 Environmental management. Life cycle assessment. Requirements and guidelines.
- EN 15804:2012+A2:2021 Sustainability in construction works – Environmental product declarations – Core rules for the product category of construction products.
- Ecoinvent database v3.10.1, System model: Allocation, cut-off, EN15804 (2024)
- One Click LCA EPD Generator for EPD Hub V3
- The Building Information Foundation RTS (RTS EPD Product Category Rules). Rakennustietosäätiö RTS sr (RTS EPD PCR menetelmäohje 15804:2019, 26.8.2020)
- The Finnish RTS EPD programme RTS EPD Guideline, 18.2.2021
- Rakennustiedon ilmastaseloste-PCR, 30.5.2025
- Emissions database for construction, Finnish Environmental Institute, 2023. Available at: <https://co2data.fi/>
- EAA. 2020. European Environment Agency. Available at: [https://www.eea.europa.eu/ds\\_resolveuid/b1460a4479c940859297359644449a49](https://www.eea.europa.eu/ds_resolveuid/b1460a4479c940859297359644449a49)
- The Building Information Foundation RTS (RTS GWP Product Category Rules). Rakennustietosäätiö RTS sr (RTS GWP PCR 15804:2019)



## ANNEX 1: ENVIRONMENTAL IMPACT DATA: REFERENCE PRODUCT PRODUCED WITH BIOGAS.

The results are based on actual production data from 2023, in a scenario where biogas is used instead of natural gas. When biogas is utilized in the production of the included products, these results are more accurate than those presented on page 10 or in the EPDs.

### CORE ENVIRONMENTAL IMPACT INDICATORS – EN 15804+A2, PEF

Impact category	Unit	A1-A3	A4	A5	C1	C2	C3	C4	D
<b>GWP – total</b>	kg CO <sub>2</sub> e	5.09E-02	1.42E-02	1.44E-03	4.69E-04	8.08E-03	3.18E-03	2.50E-03	-1.64E-02
<b>GWP – fossil</b>	kg CO <sub>2</sub> e	5.22E-02	1.42E-02	7.31E-05	4.69E-04	8.07E-03	3.18E-03	2.49E-03	-1.64E-02
<b>GWP – biogenic</b>	kg CO <sub>2</sub> e	-1.36E-03	0.00E+00	1.36E-03	0.00E+00	0.00E+00	0.00E+00	0.00E+00	0.00E+00
<b>GWP – LULUC</b>	kg CO <sub>2</sub> e	4.68E-05	6.37E-06	9.15E-09	4.80E-08	3.61E-06	3.26E-07	5.44E-06	-1.26E-05

1)GWP = Global Warming Potential; EP = Eutrophication potential; POCP = Photochemical ozone formation; ADP = Abiotic depletion potential. 2) EN 15804+A2 disclaimer for Abiotic depletion and Water use and optional indicators except Particulate matter and Ionizing radiation, human health. The results of these environmental impact indicators shall be used with care as the uncertainties on these results are high or as there is limited experienced with the indicator. 3) Required characterisation method and data are in kg P-eq. Multiply by 3,07 to get PO<sub>4</sub>e.

### BIOGENIC CARBON CONTENT

Biogenic carbon content	Unit (expressed per declared unit)
<b>Biogenic carbon content in product</b>	0 kg
<b>Biogenic carbon content in accompanying packaging</b>	0,001 kg

NOTE 1 kg biogenic carbon is equivalent to 44/12 kg of CO<sub>2</sub>



## ANNEX 2: PRODUCTS WITHIN THE PRODUCT GROUP A

	Product code	GTIN-code	Brick size	Unit weight [kg]	Scaling factor
Punainen retro	23110161	6419140122482	285x135x60	3.2	3.2
	23110189	6419140132764	285x135x75	4.0	4
	23120011	6419140129405	285x85x60	2.2	2.2
	23210111	6419140126961	285x45x60	1.4	1.4
	23210181	6419140002838	285x45x75	1.7	1.7
	23230131	6419140128743	285L135x60	1.1	1.1
	23230151	6419140002937	285L135x75	1.3	1.3
	23230161	6419140130920	285x60L135	2.4	2.4
Iltarusko Retro	23230171	6419140002913	285x75L135	2.6	2.6
	23115261	6419140123182	285x135x60	3.2	3.2
	23125211	6419140129429	285x85x60	2.2	2.2
	23215211	6419140123489	285x45x60	1.4	1.4
	23235221	6419140000179	285L85x60	0.9	0.9
	23235231	6419140130043	285L135x60	1.1	1.1
	23235261	6419140000018	285x60L135	2.4	2.4
	23235291	6419140000193	285x60L85	1.7	1.7
R-Punainen Makasiini	23110664	6419140124141	285x135x60	3.2	3.2
	23210614	6419140124165	285x45x60	1.4	1.4
	23120614	6419140128521	285x85x60	2.2	2.2
	23230634	6419140129306	285L135x60	1.1	1.1
	23230664	6419140000032	285x60L135	2.4	2.4
	23230684	6419140000513	285L135x85	1.6	1.6
R-Punainen karhea	23110632	6419140132566	250x120x60	2.9	2.9
	23110642	6419140004313	285x85x75	2.7	2.7
	23110682	6419140132849	285x135x75	4.0	4
	23210682	6419140132825	285x45x75	1.7	1.7
	23230652	6419140132863	285L135x75	1.3	1.3
Auer Vuolu	23113865	6419140001657	285x135x60	3.2	3.2
	23123815	6419140001633	285x85x60	2.2	2.2
	23213815	6419140001473	285x45x60	1.4	1.4
	23233865	6419140004733	285x60L135	2.4	2.4
Punainen sileä tai harjattu	23110140	6419140125100	285x85x75	2.7	2.7
	23110180	6419140125346	285x135x75	4.0	4
	23110120	6419140110083	270x130x75	3.7	3.7
	23210180	6419140129887	285x45x75	1.7	1.7
	23110030	6419140131903	250x120x60	2.9	2.9
	23230150	6419140132023	285L135x75	1.3	1.3
	23230196	6419140001374	285x75L85	1.9	1.92
	23110031	6419140001114	250x120x60	2.9	2.9



<b>Punainen karhea</b>	23110032	6419140131309	250x120x60	2.9	2.9
	23110142	6419140125131	285x85x75	2.7	2.7
	23110182	6419140125360	285x135x75	4.0	4
	23210182	6419140128422	285x45x75	1.7	1.7
	23230152	6419140128408	285L135x75	1.3	1.3
<b>Punainen hormitiili (umpi)</b>	23220090	6419140002579	250x120x60	3.7	3.7
	23220092	6419140002593	250x120x60	3.7	3.7
	23220096	6419140001091	250x120x60	3.7	3.7
	23220693	6419140000933	250x120x61	3.7	3.7
<b>R-Punainen sileä</b>	23110640	6419140125148	285x85x75	2.7	2.7
	23110680	6419140125384	285x135x75	4.0	4
	23210680	6419140127142	285x45x75	1.7	1.7
	23230650	6419140132047	285L135x75	1.3	1.3
<b>Ruskonkirjava Makasiini</b>	23111364	6419140123809	285x135x60	3.2	3.2
	23121313	6419140128545	285x85x60	2.2	2.2
	23211364	6419140123724	285x45x60	1.4	1.4
	23231324	6419140128026	285L85x60	0.7	0.7
	23231364	6419140128200	285x60L135	2.4	2.4